


breathe


OPERATION

Place the diffuser on a flat surface:

- Insert the power adapter connector **1** into the slot **2**, located at the back of the diffuser
- Insert the plug **3** into the socket and then press the POWER button
- Insert the capsule into the slot inside the diffuser, as shown in the figure **4** with the open side facing upwards.

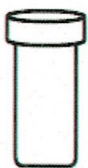


The POWER led lights up when the diffuser is switched ON, indicating that the heating process in alternating phases of the capsule is in progress.



The IONIZER is activated when the diffuser is plugged in, irrespective of the POWER button

CAPSULE MANAGEMENT



- ⇒ EACH CAPSULE IS DISPOSABLE AND HAS AN OPERATING LIFE OF APPROX. 122 HOURS .
- ⇒ The END of the cycle of the capsule is indicated by an acoustic signal every 10 seconds.
- ⇒ Never replace the capsule before the end of the cycle.
- ⇒ When the cycle is completed, a residue of depleted propolis, now devoid of active principles, will remain and be visible inside the capsule.

IT IS NECESSARY TO RESET THE OPERATING SYSTEM AT EVERY CHANGE OF CAPSULE:

- 1.** Turn ON the diffuser
- 2.** Hold down the power button for about 15 seconds (a continuous beep sound first, then several tones in succession)
- 3.** Now replace the used capsule with a new one in order to restart a cycle.

KONTAK RECOMMENDS THE USE OF THE DIFFUSER 24 HOURS/7 DAYS A WEEK TO GET THE BEST RESULTS IN PREVENTION OF RESPIRATORY DISEASES AND FOR A FULL ENVIRONMENTAL SANITATION.

WARRANTY

The warranty period is 24 months from date of purchase. The guarantee can be applied only upon presentation of the document certifying the purchase. At the time of purchase, the seller guarantees that the device functions correctly if it is managed according to the instructions for use.

Warranty covers replacement or free repair of defective parts as confirmed by the dealer or by a third party appointed by the dealer. Warranty is not extended to parts subject to wear or damage to delicate parts (switch, wire, etc.).

Warranty becomes null and void if the diffuser is not properly used according to the instructions of the manufacturer; if it is modified, repaired or dismantled, even partially, outside the laboratories of seller or belonging to the commercial organization of the manufacturer and if non-original KONTAK propolis capsules are used

TECNICAL DATA

Voltage 100-240 V - 50/60 Hz	Nominal power 5,0 V	PATENTED SYSTEM
Room size up to 30 m ²	EUROPEAN SAFETY STANDARDS CE	



The device is not a domestic waste. Dispose of in accordance with local regulations.
The user is responsible for disposing of the appliance.

WARNINGS

- Do not use the device outdoors. Keep it away from heat, direct sunlight, humidity. Do not use the device with wet hands.
- To clean the unit, it is necessary to disconnect the electricity, without pulling the cable, and use a damp cloth.
- Check the device and the power cord regularly for possible damage. Do not use the appliance if it has fallen to the ground or into the water, and if it is damaged. In the above cases, contact the distributor or an authorized service.
- Keep the device out of reach of children. Children must NOT play with the device.
- Do not insert anything other than the KONTAK propolis capsules in the opening on the device.
- Risk of burns! Do not touch the hot parts. To replace the capsule, wait until the device has cooled down.



www.kontak.it

MADE IN ITALY